

Drug-related deaths in Ireland 2020

Provisional data from the National
Drug-Related Deaths Index (NDRDI)

Citizens' Assembly on Drug Use

Dr Suzi Lyons | 24th June 2023

National Drug-Related Deaths Index (NDRDI)

Why do we collect data?

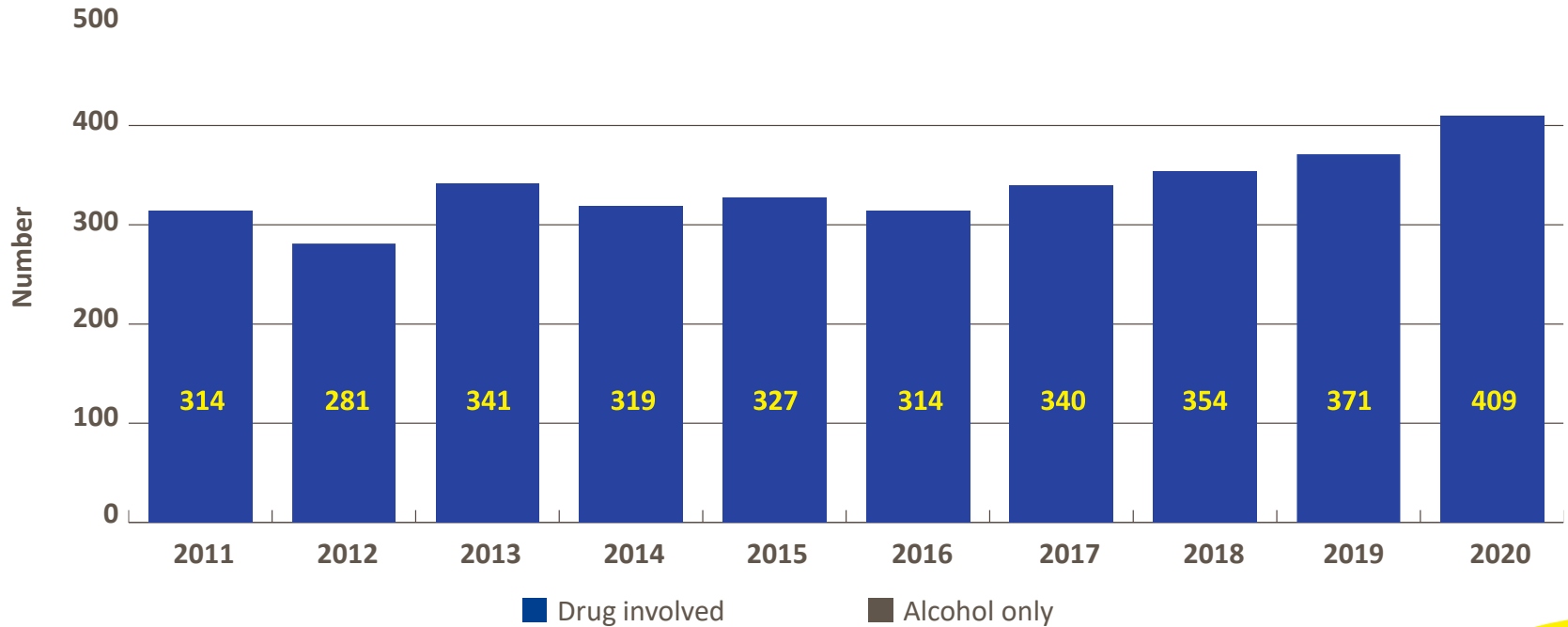
- Families
- Drug strategy action

How do we collect data?


- Four data sources: **closed** Coronial files, Hospital In-Patient data (HIPE), register of people on opioid substitution (Central Treatment List) and General Mortality Registry data from the CSO

Poisoning deaths

Number of poisoning deaths, 2011 to 2020



Profile of those who died due to poisoning



More than
6 in 10
male



Half
had a **history of**
mental health
issues



1 in 5
Ever injected

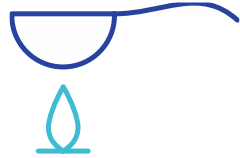


1 in 8
Homeless

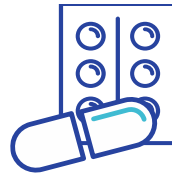
Drugs implicated in poisoning deaths



8 in 10
poisoning deaths
had **more than**
one drug
involved



7 in 10
opioids



Almost
6 in 10
benzodiazepines



Almost
6 in 10
other
prescription
drugs

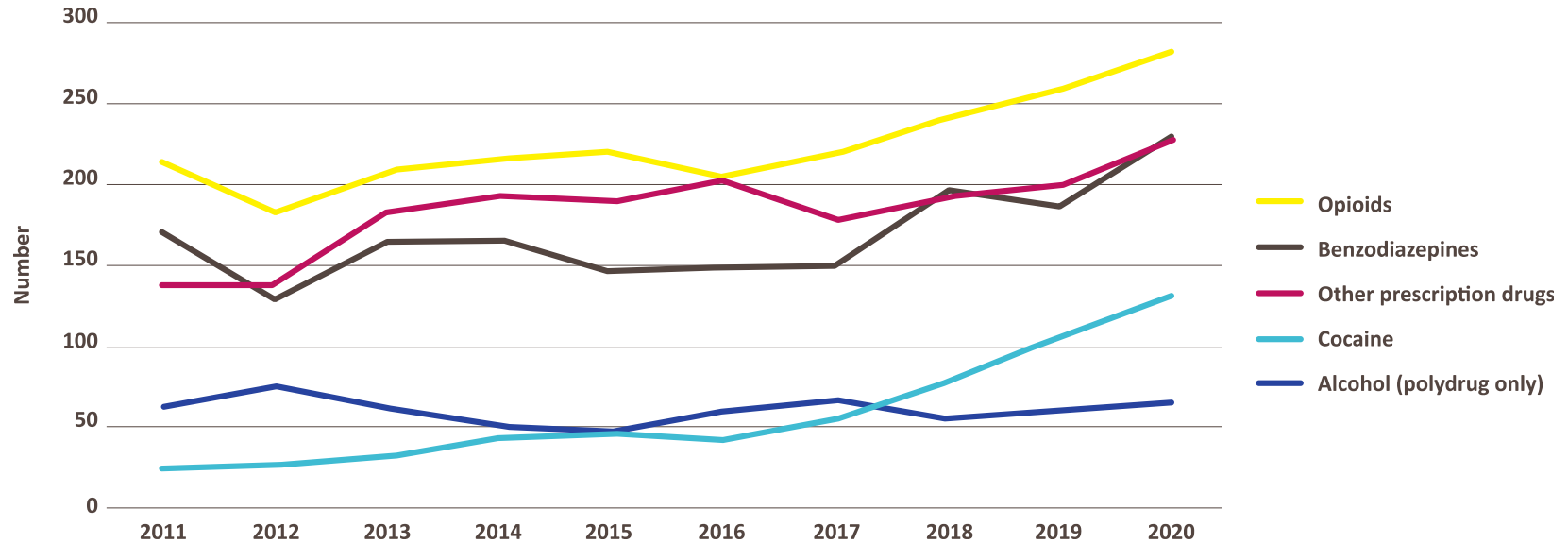


3 in 10
cocaine



2 in 10
alcohol
(as part of a poly
drug poisoning)

Trends in type of drug implicated, 2011 to 2020



Where people died and who they were with



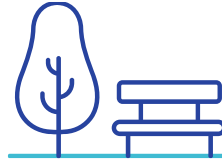
75%

Private dwelling



12%

Homeless accommodation



9%

Public building or place



43%
were alone

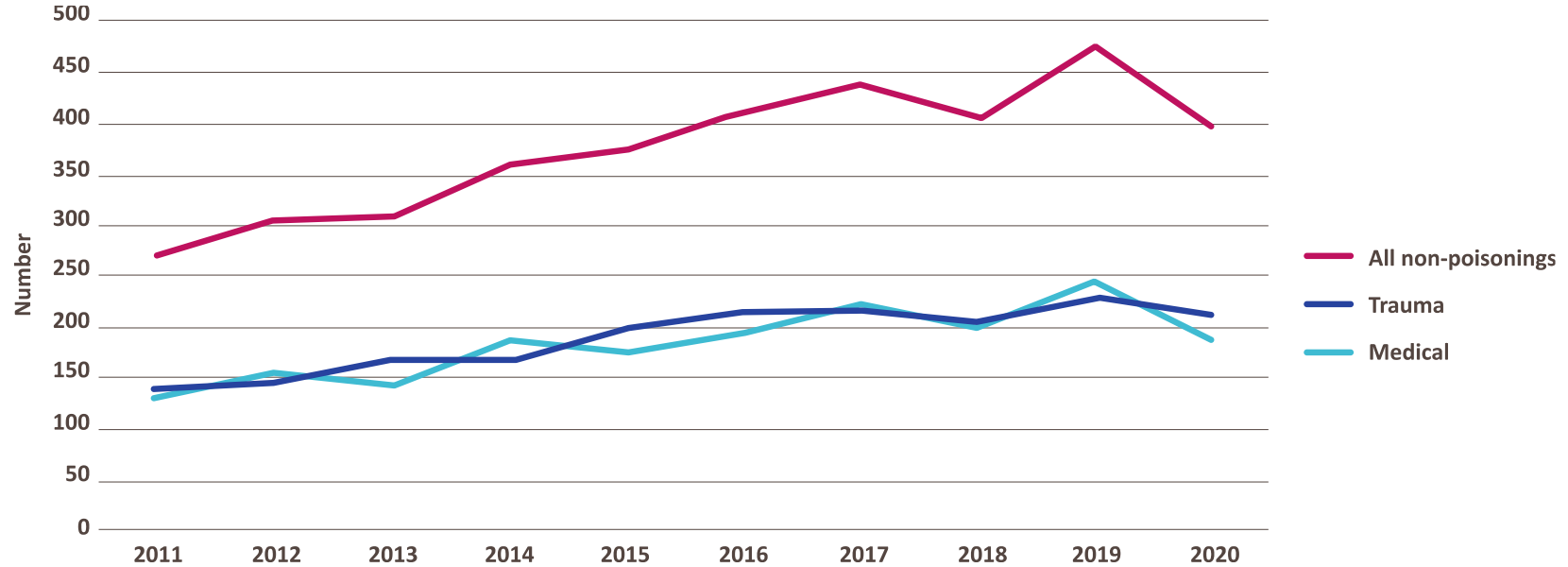


39%

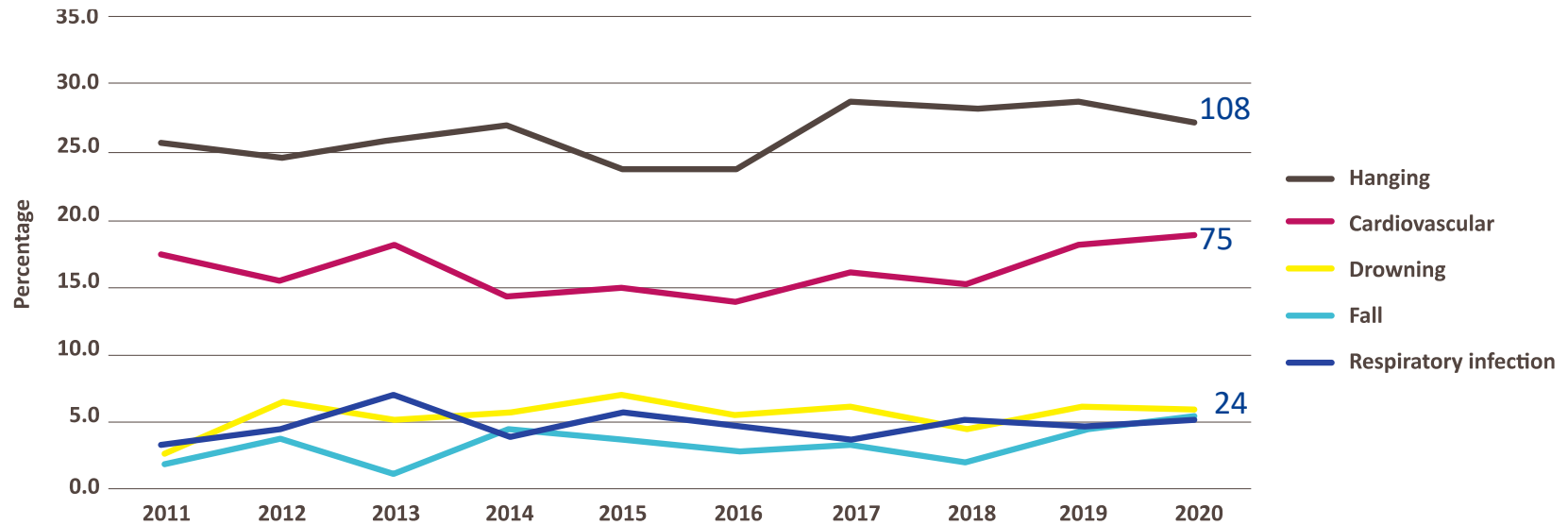
had family/partner/friends in the vicinity

Non-poisoning deaths

Non-poisoning deaths, 2011 to 2020



Main causes of non-poisoning deaths, 2011 to 2020



Key messages

- Poisoning deaths continue to rise
- Most poisoning deaths have multiple drugs implicated
 - Opioids most common drug
 - Increase in cocaine
- Opportunities for prevention
- Non-poisoning deaths - population burden of drug use
 - Deaths due to hanging among people who use cannabis and cocaine